

# Music That Rocks the Preschool Classroom



**Lisa Baydush, NewCAJE 2025**

[SunshineGirlSings@gmail.com](mailto:SunshineGirlSings@gmail.com)

[www.LisaBaydush.com](http://www.LisaBaydush.com)



# Na Na Song, capo 2

[C]Na-na na-na-na na na—

Na-na na-na-na na-[G]na—

[C]Na-na na-na-na,

[F]Na-na na-na na-na-na,

[C]Na-na [G]na-na-na na-[C]na—

[C]I wanna sing, sing, sing,

I wanna shout, shout, shout!

I wanna sing, I wanna shout: Halle[G]lu!

Hinei mah [C]tov u'ma naim

shevet [F]achim gam ya[C]chad

I wanna sing, I wanna [F]shout: Halle[C]lu!



## Preschool Teaching Tips:

- This is a huge hit with my PK students. We sing it at Shabbat Sings, in the classroom with tambourines, and at their end-of-the-year Siyum program. Awesome ruach!
- I learned this years ago from Susan Shane Linder, but have no idea who composed the song. The na-na part reminds me of the old classic, Froggy Went a Courtin'.



# Boker Tov, Chaverim

by Lisa Baydush, capo 3 ([audio](#)) ([video](#))



[G]Boker tov, [C]chave[G]rim,  
[C]Boker [G]tov, [D]chaverim,  
[G]Boker tov, [C]chave[G]rim,  
[C]Boker, [D]boker [G]tov!

[C]Boker tov to \_\_\_!  
[G]Boker tov to \_\_\_!  
[D]Boker tov to \_\_\_!  
[G]Boker tov to \_\_\_!  
[C]Boker tov to \_\_\_!  
[G]Boker tov to \_\_\_!  
I say, [D]boker... BOKER TOV!!!

## Preschool Teaching Tips:

- This song is a great way to welcome everyone to music class, while also giving you a chance to learn their names.
- Add a pat-pat-clap rhythm to the chorus to develop patterning and rhythmic skills. This was the POP the song needed to come alive for my students.
- I sing this song with my 3's and PK students. It can also be used as a greeting song in a group setting such as Shabbat Sing by singing class names instead of individual names. In fact, in music class, I often sing the class name instead of 'chaverim,' personalizing the song for each class.
- The children run up to give me high fives when I greet them. And they LOVE to shout BOKER TOV!
- Change it up with rhythm sticks for the pat-pat-clap pattern and beat the floor to accompany the shouted BOKER TOV.



# Creating an Effective Set List

- **1-3 Hello/Friendship songs – the same each week**
- **4-5 Theme songs**
  - Arrange songs sequentially so that there's a natural flow from song to song.
  - Think about the purpose each song serves. There's no need to sing four songs about decorating the sukkah on Sukkot, for example.
  - Songs should relate to the theme in different ways. For example, with Rosh Hashanah: apples and honey, shofar, shanah tovah, creation/birthday of the world.
  - Songs should vary in tempo (slow/fast) and dynamic (quiet/loud).
  - Songs should vary with engagement, such as props, percussion, hand motions, and movement. Preschoolers need to move, so be sure to give them opportunities that will allow them to be successful in your music class.
  - Consider whether the song can be re-purposed later in the year, such as Tap Your Sticks for Rosh Hashanah, Tu B'shvat, and percussion.
- **Goodbye song/routine – the same each week**
  - With my toddlers and 2's classes, I have a puppy puppet who gives kisses during a goodbye song – It's Time to Say Shalom.
  - With my 2's, 3's and PK classes, we gather in a huddle with our hands on top of one another, count to three and then 'break,' saying SHALOM!





# How to Make Songs



- **What can you do with the song?**  
Props, percussion, movement, felt board, puppets, schtick, etc.
- **Adapt songs to meet your needs!**  
Change lyrics to suit your curriculum needs; make it a zipper song.
- **Put down the guitar!**  
Lead sign language/gestures and rhythm activities; play a recording.
- **This is my FAVORITE part of the song!**



# Boker Tov, Chaverim... **ANALYSIS!**



## Why is this a good song to teach?

- It's a cheery greeting!
- Builds community!
- Helps me learn the children's names!
- Makes the children feel special to hear their names!
- Teaches Hebrew vocabulary (boker tov=good morning; chaverim=friends)

## How do I make it POP?!

- Rhythm routine (pats and claps)
- Shout Boker Tov at the end

## What skills does this song help develop?

- Social
- Pattern recognition
- Rhythm
- Crossing the midline



# Crossing the Midline



- **Happens anytime we cross one part of our body to the opposite side.**
- **Promotes the coordination and communication of the left and right hemispheres of the brain. Activities that promote crossing the midline help develop vital bilateral coordination necessary for reading, writing, getting dressed, playing sports, playing instruments, self-feeding, riding a bike, tying shoes, and so much more!**
- **Is essential for gross motor development (reaching across the body) and fine motor development (using eyes to read from left to right).**



# Apples and Honey

by Lisa Baydush, capo 3 ([audio](#))

**[G]**Apples and **[C]**honey,  
**[G]**Apples and **[D]**honey,  
**[G]**Apples and **[C]**honey  
for a **[D]**sweet new **[G]**year! (repeat)

**[C]**Dip your apple **[G]**in some honey;  
**[D]**Take a bite, it's **[G]**oh so yummy!  
**[C]**Dip your apple **[G]**in some honey  
For a **[D]**very, very sweet new **[G]**year!

The bees make honey that tastes so sweet;  
The trees grow apples for us to eat;  
Together they make a tasty treat  
For a very, very sweet new year!



## Preschool Teaching Tips:

- This is a very simple, but highly effective song, that works beautifully with 2's, 3's and PK students alike.
- Sing with two percussion instruments, such as egg shakers and tambourines, so that children can experiment with differentiation - different sounds for different words. Shake each instrument with the corresponding word and then together for 'sweet new year.' I use apple and honey-bear shakers that I made (see image above) - the children LOVE them.
- Once PK students have mastered the differentiation, practice audiating the chorus (hearing it in their heads) while doing the percussion without words. They enjoy the challenge, and then we bring back all of the words.



# Tap Your Sticks

adapted by Lisa Baydush to the tune of Clap Your Hands



**Tap, tap, tap your sticks, tap your sticks together;**

**Tap, tap, tap your sticks for a sweet new year!**

**Sha-na-na-na-na-na-nah,**

**Sha-na-na-nah tovah! (repeat)**

**Zip, Drum, Tap...**

## Preschool Teaching Tips:

- This is a nice song to use to introduce rhythm sticks at the beginning of the year, while also teaching the Hebrew for happy new year – Shanah Tovah.
- This also teaches differentiation – there are two parts of the song and two speeds for playing the rhythm sticks. The first part is slow and rhythmic, and the second part is fast and silly.
- I sing this song with toddlers, 2's and 3's.
- This song can be repurposed with slightly different lyrics for Tu B'shvat.



# It's Rosh Hashanah

by Lisa Baydush, capo 3 ([audio](#))

It's Rosh Ha[C]shanah, [F]shanah to[C]vah!

It's Rosh Ha[F]shanah, [Dm7]shanah to[G]vah!

It's Rosh Ha[C]shanah, [F]shanah tovah!

Happy [C]birthday [G]to the [C]world!

We dip apples in honey for a sweet new year...

We eat a challah, round and sweet...

We blow the shofar, toot toot toot...



## Alternate lyrics:

We're celebrating Chag Purim (3x), Chag Purim is fun!

We're making music – la la la (3x), Making music is fun!

## Preschool Teaching Tips:

- This worked beautifully as an introduction to the holiday for all preschool ages.
- It teaches the three symbols of the holiday (apples and honey, a round sweet challah, and the shofar), as well as the phrase 'shanah tovah,' with which we greet one another on Rosh Hashanah.
- Use two egg shakers to engage the children rhythmically. Shake shakers rhythmically: in front for 'It's Rosh Hashanah,' up in the air for 'Shanah Tovah,' and in a circle overhead for 'Happy birthday to the world.'
- Use hand motions for the verses, and put laminated images on a felt board to accompany each verse.
- Change the dynamic by having the teacher sing 'It's Rosh Hashanah' and then the children respond 'Shanah tovah!'
- This song can be repurposed with different lyrics for Purim, or just as a fun instrumental song.



# Toke'a HaShofar

by Cindy Paley, adapted by Lisa Baydush, capo 3

[Am]Tu-tu-tu,  
To[Dm]ke'a hasho[Am]far,  
Sha[Dm]nah to[Am]vah,  
Sha[E7]nah to[Am]vah! (repeat)

[Am]Tu tu tu tu tu tu tu tu,  
[F]Tu [G]tu [C]tu!  
[Am]Tu tu tu tu tu tu tu tu,  
[F]Tu [G]tu [Am]tu! (repeat)



## Preschool Teaching Tips:

- This song is most appropriate for PK students (instead of Tap Your Sticks). It segues nicely after Shofar Blast by Ellen Allard.
- This is fun with rhythm sticks. Alternate between tapping the sticks in the air and then tapping them on the ground for the A part. For the B part, I choose a different tapping style for each shofar blast each time we go through the song:
  - tap,
  - zip,
  - drum,
  - tap like hammer and nail.



# Give a Hug

by Bari Koral, capo 2

**[C]**Give a hug, give, give a hug,

**[G]**Give a hug, give, give a hug,

**[C]**Give a hug, give, give a **[F]**hu-u-ug

**[G]**For a **[G7]**sweet new **[C]**year!

**Blow a kiss...**

**Share your toys...**

**Help a friend...**

**Shanah tovah, sha-na-nah tovah...**

**HAVE a sweet new year!**



## Preschool Teaching Tips:

- This sweet song was introduced to me many years ago by Shira Kline. She framed it as a V'ahavta song, and expanded it to a greeting song (Shabbat Shalom, Shanah Tovah, or Boker Tov).
- I have found it very useful during Yom Kippur with my 2's and 3's students as a way to think about all the things we can do to make the new year a really good year. I have laminated pictures of people hugging, sharing toys, helping friends, smiling, and blowing kisses, and we sing a verse with each picture, using hand motions.
- Also appropriate for Thanksgiving (ending: on Thanksgiving) or Kindness Day (ending: let's all be kind).



# The Mitzvah Song

by Carla Friend ([audio](#)) ([prop](#))



Gimme a [C]mitz, [G]mitz, [C]mitz!  
 Gimme a [C]vah, [G]vah, [C]vah!  
 A mitzvah's what we do to help the [G]world.  
 Gimme a [G7]mitz, [G]mitz, [G7]mitz!  
 Gimme a [G7]vah, [G]vah, [G7]vah!  
 A [G]mitzvah's what we do to help the [C]world.

[C]Use kind words (echo)

A mitzvah's what we do to help the [G]world!

[G]Share your toys (echo)

A mitzvah's what we do to help the [C]world!

Help a friend...

Give tzedakah...

## Preschool Teaching Tips:

- This engaging song was terrific with my PK students!
- I frame the holiday of Yom Kippur as a time when we think about what we can do to make the new year very sweet, just like apples dipped in honey.
- We can do mitzvot – do you do mitzvot? Let's see, do you do this? (show a tikkun olam card of a child smiling, for example, and then sing 'share a smile.')
- We did body percussion – pat knees on 'mitz, mitz, mitz,' clap on 'vah, vah, vah,' pat legs for 'a mitzvah's what we do to help the world,' with a big clap on 'world' and then a 'woo!'
- We used gestures for the mitzvot and the children echoed/copied me.
- Also appropriate for Tikkun Olam/Mitzvot, Thanksgiving, Earth Day, Kindness Day, and MLK Day.



# One Little Act of Kindness



by Susan Salidor ([audio](#))

[Am] One little act of kindness [G] goes a long, long [Am] way

[Am] Two little acts of kindness can [G] brighten anyone's [E7] day

[Am] Three little acts of kindness can [G] make a beautiful [E] sound

And [Am] many acts of kindness [G] help the [E7] world go [Am] round

One little loving word...

One little hug and kiss...

## Preschool Teaching Tips:

- I teach this delightful song to my PK students at Yom Kippur.
- I frame the holiday as a time to think about how we can make the new year a really good year. I ask them if they do kind things, and if they offer examples, I put the laminated images on the board. If they don't have ideas, I show them images and ask if they ever do this (smile, share, give hugs, etc.). That sets the framework for the song.
- Sing with gestures/sign language.



# Turn Turn Around

by Ellen Allard, capo 2



T[C]'shuvah, turn turn a[G]round,  
T'[G]shuvah, turn turn a[C]round,  
[C]Turn around, turn around, [F]turn around,  
T'[G]shuvah turn turn a[C]round!

[C]I am very [G]sorry  
for things I've said and [C]done  
[C]I promise to [F]do my best  
now [G]that the new year's be[C]gun!

Some[C]times I can be grouch[G]y and not very much [C]fun...  
I'll [C]think about what I can [G]do to be kind to every[C]one...

## Preschool Teaching Tips:

- This awesome upbeat song is a real gem with my PK students for what we often think of as a quiet holiday.
- We stand up and dance the chorus with egg shakers as we turn around and literally do 't'shuvah,' which means 'to turn.'
- Feed them the lyrics to the verses line by line so they can sing with you. The last phrase is the same on every verse. Put your hand on your heart for "I promise..." and sing it all together.
- It works beautifully at Tot Yom Kippur services, where the parents are up and turning with their children.



# Gonna Build Myself a Sukkah

by Charity Kahn, capo 3

**[C]**I've got an ax, gonna **[F]**chop chop **[C]**chop;  
I've got an ax, gonna **[G7]**chop **[G]**chop **[G7]**chop;  
**[C]**I've got an ax, gonna **[F]**chop chop **[C]**chop;  
Gonna build my**[G]**self a **[G7]**su**[C]**kkah! **[F-G]**

Saw, cut cut cut...

Hammer, tap tap tap...

Ladder, climb climb climb... gonna decorate my sukkah!

I've got some fruit, gonna decorate... gonna decorate my sukkah!

I've got some friends, gonna celebrate... gonna celebrate in my sukkah!



## Preschool Teaching Tips:

- The original song is called Gonna Build Myself a Treehouse. I teach it this way for Sukkot, and then bring it back throughout the year as a percussion song and at Tu B'shvat because... TREES!
- Use rhythm sticks for the tools.



# Shake the Lulav

by Leah Bunin, adapted verse by Lisa Baydush, capo 2

**[C]** Shake the lulav, shake shake the lulav  
Shake the lulav **[F]** all a **[C]** round (you've gotta...)  
Shake the lulav, shake shake the lulav  
from the left to the right to the **[G]** sky to the **[C]** ground

You've gotta **[F]** shake the lulav UP  
You've gotta **[C]** shake the lulav DOWN  
You've gotta **[G]** shake the lulav EVERYWHERE  
'Cause God is all around!



## Preschool Teaching Tips:

- This is a fun, energetic song with lots of jumping!
- Give out egg shakers as etrogs and laminated images of lulavs for lots of fun shaking!



# Party in the Sukkah

by Lisa Baydush, capo 3 ([audio](#))

Gonna [C]party in the sukkah;

Gonna party in the [G]sukkah;

Gonna [C]party in the sukkah;

Gonna [G]party in the sukkah [G7]all week [C]long!

And [C]dance, [G]dance, [C]dance, [G]dance 'n [G7]dance (3x)...

*Wait a minute... we can't have a party without our friends...*

**Invite friends to the sukkah... Is anyone hungry?!**

**Let's eat out in the sukkah... Yawn... I'm sooo tired...**

**Let's sleep out in the sukkah... WAKE UP!**

**Gonna party in the sukkah...**



## Preschool Teaching Tips:

- This is a fun movement song that reinforces the mitzvot for Sukkot... inviting guests to the sukkah, and eating and sleeping in the sukkah.
- Note that the original version of this song includes building and decorating a sukkah, but since I have other songs that serve those purposes, I modified how I sing it.



# Let's Give a Hug to the Torah

by Lisa Baydush, capo 2

**[A]**Let's give a hug to the **[E]**Torah  
Let's give a hug to the **[A]**Torah  
Let's give a hug, **[D]**let's give a hug,  
**[E]**Let's give a hug to the **[A]**Torah!

Let's pass the Torah around (2x),  
around and around and around and around...

Let's blow a kiss...

Let's wave goodbye...



## Preschool Teaching Tips:

- This is a simple song for toddlers, 2's and even 3's.
- We hug and pass a stuffed Torah around the circle while singing the first and second verse. Then the teacher holds onto it while everyone blows a kiss and waves goodbye.
- This was very sweet in music class, and also works really nicely during Shabbat Sings.



# Marching on Simchat Torah

by Lisa Baydush tto Marching in a Purim Parade, capo 3 ([audio](#))



We're [C]marching, we're [F]marching on [G]Simchat [C]Torah

We're [C]marching, we're [F]marching on this [G]happy holi[C]day!  
(repeat)

We [F]celebrate the Torah on [C]Simchat Torah,

We [G]roll the Torah back and we [C]read it again;

We [F]celebrate the Torah on [C]Simchat Torah,

And [G]round and round we MARCH  
with all our friends! (chorus)

We're skipping, jumping, dancing...

## Preschool Teaching Tips:

- On Simchat Torah, it's traditional to march around the sanctuary seven times with the Torah, so get your students up and moving with stuffed Torahs and tambourines!
- This is great with 2's and 3's.
- This song can be repurposed at Purim with Marching in a Purim Parade, and at Pesach with Marching Across the Sea.



# Torah So Sweet

by Ellen Allard, capo 2



[C]Torah [Dm7]Torah (3x) so [C]sweet (MWAH!)

[C]Torah [Dm7]Torah (2x) [C]makes me [Dm7]want  
to get [C]up on my feet!

And [F]dance and [C]dance and [G]dance all day [C]lo-o-ong,

And [F]sing my [C]song, I'm gonna [G]sing my Torah [C]song.

[Dm7-C-Dm7-C-Dm7-C]

**Jump, twirl, skip...**

## Preschool Teaching Tips:

- This fun movement song is best with my PK students.
- Blow a kiss on 'MWAH!'
- It's really nice if you have enough stuffed Torahs for everyone to hold, but not necessary.
- They sit down during the chorus and jump to their feet when I say 'up on my feet' for the movement part.



# Torah Torah

English verse by Lisa Baydush



**[C]**Torah, Torah, Torah, Torah, Torah, Torah,  
Torah **[F]**tziva **[C]**lanu Moshe (repeat)

**[C]**To—rah, Torah, **[F]**To—rah, Torah,  
**[G]**Torah tziva **[C]**lanu Moshe (repeat)

**[C]**This is the Torah that **[F]**God gave to Moses

**[G]**This is the Torah that **[C]**Moses gave to us

**[C7]**This is the Torah that **[F]**teaches us the way

**[G]**This is the Torah we **[C]**celebrate today!

## Preschool Teaching Tips:

- Sing this old classic with a twist... use a stretchy band for rhythm.
- Bounce the band on your knees for part A, freezing on the floor on the word 'Moshe!'
- On part B, alternate between bouncing the band on your knees and the floor, still freezing on 'Moshe.'
- On part C, raise the band over your heads on the first line; then bounce it on your chest for the second; bounce it on your knees for the third; and bounce it on the floor for the fourth. This is actually quite difficult because it requires everyone to cooperate with the same movement. Skip this part with 2's.



# The Earth is Our Mother

traditional



**He-ey ya-na, ho-o ya-na, he-ey ya-na ho! (4x)**

**The sky is so beautiful, we must take care of it! (2x)**

**The trees are so beautiful...**

**The rivers are so beautiful...**

**The world is so beautiful...**

## Preschool Teaching Tips:

- On Simchat Torah, we roll the Torah back and start reading it again. The first parsha is B'reshit - Creation. I frame this song as reflecting our responsibility to help keep this world that God created, beautiful.
- I introduce it with rhythm sticks. Drum the floor for the chorus. Zip the sticks overhead for the sky verse; tap the sticks for the tree verse; roll one stick with the other stick for rivers; and tap a circle for the world.
- Later in the year, try it with drums on the chorus, hand motions on the verses, and cymbals for a dramatic HO.
- This song can be repurposed for Tu B'shvat, Earth Day, and even Thanksgiving (as it has a Native American sound).



# Chanukah Lights Counting Song

by Emily Aronoff ([video](#))

**1-2-3-4,  
We'll light four candles,  
then we'll light four more;  
5-6-7-8,  
Chanukah's coming,  
gonna celebrate!**



## Preschool Teaching Tips:

- This is SUCH an engaging song! Buy these light-up gloves – they're totally worth it! Turn off the lights in the room, and your students will be enchanted!
- Practice counting together, holding up four fingers on each hand and bringing your thumbs together to form the shamash.



# We are the Maccabees

adapted by Lisa Baydush from [We are the Dinosaurs](#) by Laurie Berkner, capo 2



**[Am]**We are the Maccabees, **[Em]**marching, marching;

**[Am]**We are the Maccabees, **[E]**brave and strong!

**[Am]**We are the Maccabees, **[Em]**marching, marching;

**[Am]**We are the **[G]**Maccabees,

**[Am]**Hear **[E]**our **[Am]**song! **[Am]**Hear **[E]**our **[Am]**song!

We **[C]**like to shine our **[G]**light each **[C]**Chanukah **[G]**night,

We **[C]**like to shine our **[G]**light wher**[Am]**ever we **[E]**go;

We **[C]**like to shine our **[G]**light each **[C]**Chanukah **[G]**night,

We **[C]**like to shine our **[G]**light and **[Am]**spread sha**[E]**lom...

**[E7]**'cause...

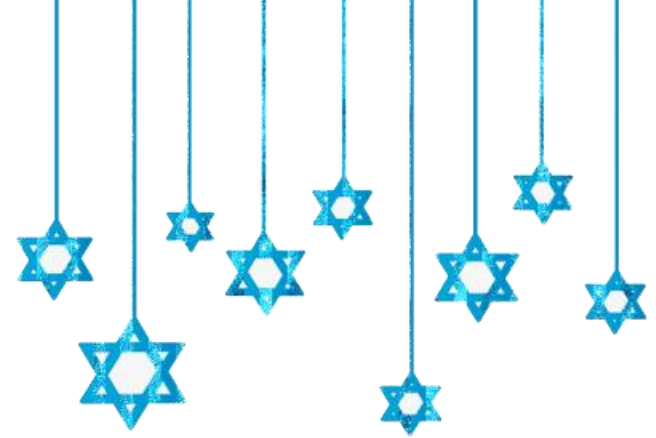
## Preschool Teaching Tips:

- Sing this song with drums! I collected protein shake canisters, decorated them with duck tape, and bought rainbow drum sticks. The children LOVE beating the drums while marching to this song!
- For the verse, we stop marching and the children pick up a tambourine - that becomes the light they shine. It's tricky to switch from drums to tambourines, but it makes for an effective dynamic change.
- I sing this song with PK students. They always know the original Dinosaur song, so they immediately engage in the Maccabee version.



# Eight Little Candles

by Lisa Baydush, capo 3 ([audio](#))



[G]1-2 [C]3-4 [D]5-6 [G]7-8

[G]1-2 [C]3-4 [D]5-6-[D~]7-[G]8 (repeat)



[G]8 little candles, [C]shining, [G]shining,

[G]8 little candles, [C]shining [D]bright!

[G]8 little candles, [C]shining, [G]shining,

[C]Shining [G]brightly [C]for [D]8 [G]nights! (chorus)



8 little Maccabees, marching, marching/brave and strong! (3x)

Marching as they sing this song! (chorus)



8 little dreidels, spinning, spinning/spinning 'round! (3x)

Spinning dreidels, all fall down! (chorus)



8 little latkes, sizzling, sizzling/good to eat! (3x)

Sizzling latkes, such a treat! (chorus)

## Preschool Teaching Tips:

- This song teaches the symbols of the holiday – candles, Maccabees, dreidels, and latkes (feel free to add a verse for sufganiyot).
- It engages in multiple ways – with rhythmic knee pats on the counting chorus, and hand/body motions for each verse. There is a lot of movement, as part of the song is done sitting (candles and latkes) and part is done standing (Maccabees and dreidels).
- I feel this is best for PK students, as there are simpler songs that serve a similar purpose and are easier for younger children.



# Five Little Latkes

by Jackie Cytrnbaum, capo 2



**[C]**Five little latkes sizzling in a pan,

**[G]**One jumped out and said, "**[C]**Catch me if you can!"

And it ran and it ran all around the kitchen floor,

And **[G]**when I turned around, it **[G7]**ran right **[G]**out the **[C]**door!

Now **[G]**there **[G7]** are... four, three, two, one, no

No little latkes sizzling in a pan,

None jumped out and said, "Catch me if you can!"

So I looked and I looked all around the kitchen floor,

I found a few potatoes, and made a whole bunch more!

## Preschool Teaching Tips:

- This song is always a hit!
- Put a laminated frying pan on a felt board with five smiling latkes.
- Use hand motions!



# Time to Say Shalom

by Lisa Baydush, capo 4 ([audio](#))

Well, it's [G]time for me to [C]say,  
"I had [D7]fun with you to[G]day,"  
So I'm [Am]kinda sad to [D]say, "Sha[G]lom!"

Sha[G]lom, my friends, sha[C]lom;  
Sha[D7]lom, chaverim, sha[G]lom  
It's [Am]time for us to [D]say, "Sha[G]lom!"



## Preschool Teaching Tips:

- My puppy puppet gives kisses to my toddlers and 2's students while I sing the song a capella.



# Shalom Shalom

by Lisa Baydush, capo 2 ([audio](#))

[G]Shalom Sha[C]lom, Shalom, good[F]bye my [G]friends!

[G]Shalom Sha[C]lom, Shalom, I'll [F]see you [G]soon!

[G]Shalom Sha[C]lom, Shalom, good[F]bye my [G]friends!

It was [F]fun to [G]sing with [C]you... my friends from (class name),

It was [F]fun to [G]sing with [C]you... I'll see you next week,

It was [F]fun to [G]sing with [C]you! (repeat)



## Preschool Teaching Tips:

- Zip in the class name and any messages you wish to share, such as I'll see you next week, Chag Sameach, etc.

# Music That Rocks the Preschool Classroom



**Lisa Baydush, NewCAJE 2025**

[SunshineGirlSings@gmail.com](mailto:SunshineGirlSings@gmail.com)

[www.LisaBaydush.com](http://www.LisaBaydush.com)



# Tov, Tov, Tov

by Lisa Baydush, capo 2 ([audio](#))



[C]Tov, [F]tov, [G]tov – how good it is!  
 [C]Tov, [F]tov, [G]tov – how good it is!  
 [C]Tov, [F]tov, [G]tov, to be to[C]gether!  
 [F]Ya[C]chad! (repeat)

How [F]good it [Dm7]is to see [G]you!

KIDS: Hinei mah [C]tov!

Your [F]smiles [Dm7]brighten my [G]day!

KIDS: Hinei mah [C]tov!

I'm [F]so [Dm7]glad that you're [G]here

So we can all sing— LA, LA, LA, LA, LA...

To[C]gether! (Hinei, hi[G]nei, hi[G7]nei mah...)

### Preschool Teaching Tips:

- This is an easy Hinei Mah Tov for preschoolers. I sing it at Tot Shabbats and Shabbat Sings. I was delighted to discover that it's THE favorite song at my granddaughter's preschool.
- Children gives thumbs up on 'tov,' and hug themselves on 'how good it is,' or make the sign for 'good' (one hand from chin down to meet other hand, which is facing up).
- Make the sign for 'together/yachad' (fists together, circling in front of you).



# Boker Tov

by Lisa Baydush, capo 2 ([audio](#))



**[G]**Boker tov, good **[D]**morning, my friends!

**[C]**I'm so glad to see **[D]**you— and you and you and...

**[G]**Boker tov, good **[D]**morning, my friends!

**[C]**I'm so **[D]**glad to see **[G]**you! (last line 3x to end song)

Clap your **[D]**hands if you're **[G]**ready to sing,

Wave your **[D]**hands way up **[G]**high (HI!),

Now **[D]**wiggle your fingers and **[G]**tickle your toes,

And **[C]**open your mouth real **[D]**wide, and sing with me now...

Tap your **[D]**knees if you're **[G]**ready to sing,

Now **[D]**stretch from side to **[G]**side,

Take a **[D]**deep breath in and **[G]**blow it out,

And **[C]**open your mouth real **[D]**wide, and sing with me now...


## Preschool Teaching Tips:

- This is one of three hello/friendship songs I sing with my toddlers and 2's students each week. I also sing Hello There, Hello There (Allard) and Friends 1-2-3.
- Children do all the motions described in the song.



# We're Happy It's Tu B'shvat

by Lisa Baydush ([audio](#))



**[C]**Tu Tu Tu B'shvat,

**[G]**Tu Tu **[C]**Tu B'shvat,

Tu Tu Tu B'shvat,

the **[G]**birthday of the **[C]**trees! (repeat)

Let's **[G]**eat-eat-eat-eat-**[C]**eat some fruit

on **[G]**Tu B'sh**[C]**vat!

Let's **[G]**eat-eat-eat-eat-**[C]**eat some fruit,

We **[F]**love the trees a **[G]**lot! Wooo!

Let's plant (x5) some seeds...

## Preschool Teaching Tips:

- This song introduces the name of the holiday in an easy way for our youngest students. It teaches that it's the birthday of the trees and what we do to celebrate – eat fruit and plant seeds.
- Let children shake shakers to the beat. I have fruit shakers that I bring for Tu B'shvat, which are exciting for the kids.
- This song has gone through many iterations since I first wrote it. I think I finally nailed it with these verses, which have made the song so much more accessible to 2's and 3's.



# Plant a Seed

by Les Julian ([audio](#))

**SHOVELS READY? HERE WE GO...**

**Dig, dig, dig a hole and**

**Plant, plant, plant a seed and**

**Watch, watch, watch it grow some food**

**For you and you and you and you and you and me!**



## Preschool Teaching Tips:

- This is a fun disappearing song where the words disappear but the hand motions stay.
- This is best for 3's and PK.
- Bring the song back for Spring and Earth Day.



# If I Were a Tree

by Jason Mesches ([audio](#))

If [C]I were a tree, what a tree I'd be,

If [G]I were a tree, what a tree I'd be,

If [F]I were a tree, what a tree I'd be,

[C]If I [G]were a [C]tree! (end: Happy Tu B'shvat!)

[C]I would [G]have a [C]trunk (TRUNK!)

[G]Ooooh... 1-2-3 (chorus)

I would have branches (BRANCHES!)...

I would have leaves (WHOOSH!)...

I would have apples (CRUNCH!)...



## Preschool Teaching Tips:

- This is a lively Tu B'shvat favorite with all ages.
- Act it out, make yoga tree poses, be silly, have fun!



# Gonna Build Myself a Treehouse

by Charity Kahn, capo 3



**[C]**I've got an ax, gonna **[F]**chop chop **[C]**chop;  
I've got an ax, gonna **[G7]**chop **[G]**chop **[G7]**chop;  
**[C]**I've got an ax, gonna **[F]**chop chop **[C]**chop;  
Gonna build my**[G]**self a **[G7]**tree**[C]**house! **[F-G]**

Saw, cut cut cut...

Hammer, tap tap tap...

Ladder, climb climb climb... gonna climb into my treehouse!

Paintbrush, paint paint paint... gonna paint a pretty treehouse!

## Preschool Teaching Tips:

- Use rhythm sticks for the tools.



# Grogger Medley



## Make a Loud Noise With Your Groggers

adapted by Morah Shifra tto Bluebird on My Shoulder ([audio](#)), capo 3

**[G/D/G]** Make a loud noise with your groggers (3x)

**[C]** Today we're **[D7]** celebrating Pu**[G]**rim! (repeat)

## Rash Ra'ashan

by Rachel Buchman ([audio](#)), adapted, capo 3

**[G]** Rash, ra'ashan (SHAKE YOUR SHAKERS AND STOP!!!)

**[D]** Rash, ra'ashan (SHAKE YOUR SHAKERS AND STOP!!!)

on **[G]** Purim **[D]** Day, on **[G]** Pur**[D]**im **[G]** Day!

(repeat)

**[G]** Shake, shake, shake, shake, shake your groggers,

**[D]** Make a lot of **[G]** noise! (repeat)

## Shake Your Groggers Up

adapted by Lisa Baydush tto Tommy Thumb is Up, capo 3

**[G]** Shake your groggers up,

and **[C]** shake your groggers **[G]** down;

**[C]** When you hear **[G]** Hama**n's** name,

**[D]** shake them really loud-ly (B0000!!!!)

**[G]** Shake them to the sky,

and **[C]** shake them to the **[G]** ground;

On Chag Purim, it's **[C]** really really fun  
to **[D]** shake them round and **[G]** round! } 2x

### Preschool Teaching Tips:

- This is a fun medley of grogger songs for toddlers, 2's and 3's.
- It's important to actually have groggers for the children to use. I also invite them to bring groggers that they make in their classrooms.



# Spin Your Groggers Round

by Stacy Lowenheim Kelly and Ellen Allard, capo 3

[D]Spin your groggers [G]round,  
[A]Spin your groggers [D]round and round!  
[D]Spin your groggers [G]round,  
[A]'til you hear the word: [D]STOP! (repeat)



## Preschool Teaching Tips:

- This grogger song is SO MUCH FUN with PK (and older).
- Have the children echo on the verses.
- Remind them they have to sing LOUDER than the groggers!

Haman was a [C]mean, mean [D]guy, didn't like [C]Morde[D]chai,  
He was a [C]mean, mean [D]guy, so get your [A]grog[A<sup>sus4</sup>]gers [A]rea[A7]dy...

Haman said: You [C]must bow [D]down, in Shu-shu-[C]shu-shan [D]town;  
He said: You [C]must bow [D]down, so get your [A]grog[A<sup>sus4</sup>]gers [A]rea[A7]dy...

Haman wore a [C]funny [D]hat, three corners [C]just like [D]that;  
He wore a [C]funny [D]hat, so get your [A]grog[A<sup>sus4</sup>]gers [A]rea[A7]dy...

[D/A/D]Spin, spin, spin as [G/D/G]fast as you can (3x)

[A]'til you hear the word: [D]STOP! (chorus)



# Marching in a Purim Parade

by Lisa Baydush, capo 3 ([audio](#))

We're [C]MARCHING, we're [F]MARCHING

We're [G]celebrating [C]Purim,

We're [C]MARCHING, we're [F]MARCHING

In a [G]Purim par[C]ade! (repeat)

We're [F]dressing up in costumes to [C]celebrate Purim,

We're [G]MARCHING round the room to [C]celebrate this day;

We're [F]making lots of noise [C]with our noisy groggers,

And [G]when we hear [G7]Haman's name,

[G]this is what we [G7]say: BOOOOO!!!!

Jumping, skipping, spinning...



## Preschool Teaching Tips:

- This is the same melody as Marching on Simchat Torah. My 2's and 3's students LOVED it!
- Slow down to emphasize 'and when we hear Haman's name this is what we say...' to get a really big BOO!
- Let them suggest movements. I say: 'We marched, we jumped... what else can we do?!'



# Megillah Megillah

adapted by Lisa Baydush tto Mi Zeh Bah ([audio](#)), capo 3



[G]Megi[D]llah, [C]Megi[D]llah,

[C]Who's coming [D]out of the [G]Me[D]gi[G]llah? (repeat)

End: We know who's in the Megillah!



There's [C]King A[D]hashve[G]rosh (Bless you/Thank you!)

He [C]likes to [G]come and [C]join the [G]fun,

And [C]sing a[D]long with [G]us! [D]Oh...



There's Esther the Jewish Queen (Go Esther x4)...

There's wicked, wicked Haman (BOO!)...

There's brave Mordechai (Mordy, Mordy, he's our guy!)...

There's bold Queen Vashti (Yay, Vashti!)...




## Preschool Teaching Tips:

- This is an engaging song that my students have loved for years. It's great with 2's, 3's and PK students!
- There's schtick for each character.
- Print and laminate images of each character. Add to felt board as each new character is introduced.



# In Shu-Shu-Shushan

by Ellen Allard, capo 2



In [**F**]Shu-Shu-**[C]**Shushan,

**[G]**Shu-Shu-**[C]**Shushan,

**[F]**Shu-Shu-**[C]**Shushan

A **[G]**very long time a**[C]**go.  
(repeat at beginning and end of song)

There **[F/G/F]** was a wicked, **[C]**wicked man (3x)

A **[G]**very long time a**[C]**go... **[C7]**

## Preschool Teaching Tips:

- This song is great for telling the story of Purim. Wait until the children have learned the story from their classroom teachers, then invite them to share something they know and sing their ideas.
- This is best with PK and older students.



# Hamentashen

by Lisa Litman ([audio](#))

**Hamentaschen, just right for noshin'**

**Hamentaschen, let's make the dough, GO! (repeat)**

**Mix it and stir it, and stir it and mix it!**  
(chorus, repeat this verse, add next verse)

**Pat it and roll it, and roll it and pat it...**

**Stuff it and pinch it, and pinch it and stuff it...**

**Bake it and wait, and wait and bake it...**

**And eat 'em and eat 'em and eat 'em and eat 'em...**



## Preschool Teaching Tips:

- This is a fabulous sequencing song, great with PK students (and older).
- Print images for each step of the process and put on a felt board. It helps the children remember the sequence.
- Increase the speed as the verses progress!



# Bang Bang Dig Dig

by Elana Jagoda, adapted by Lisa Baydush, capo 2



Bang [Am]bang, dig dig,

Building [E]cities for Phar[Am]aoh! (repeat)

[Dm]Working so hard [Am]day and night;

You [E]know that slavery [Am]isn't right!

[Dm]Working so hard [Am]day and night;

Pharaoh, [E]let my people [Am]go!

Oh, so tired, day and night...

Prayin' for freedom day and night...

## Preschool Teaching Tips:

- This works nicely as an alternative to Building Cities with PK students.
- Sing with rhythm sticks. Tap the ground for the whole chorus except when you tap sticks together twice after 'bang bang' and 'dig dig.' For the verses: tap sticks together for the first and third lines of the verse, zip the sticks to chastise Pharaoh 'you know that slavery isn't right,' and bang the ground for 'Pharaoh let my people go!' with a final dramatic tap on 'GO!'



# A Bush It Burned

by Lisa Baydush, capo 2 ([audio](#))

(3x) { A bush it [C]burned, it [Am]burned,  
but it [Dm]didn't burn [G]up  
And Moses [C]heard the [G]voice of [C]God!

[C]God told [Am]Moses to [Dm]go Phar[G]aoh  
and tell him: [C]YOU MUST [Am]LET MY [Dm]PEOPLE [G]GO!

[C]Listen to [Am]me, [Dm]do what I say, or  
I'm [G]gonna send TEN TERRIBLE PLAGUES!  
(chorus)



## Preschool Teaching Tips:

- Give the children red, orange and yellow flame-colored scarves and have them BE the burning bush. Sit in a clump, waving the flames.
- Children sing chorus and: "YOU MUST LET MY PEOPLE GO," and "TEN TERRIBLE PLAGUES!"



# Marching Across the Sea

by Lisa Baydush, ttto Marching in a Purim Parade, capo 3 ([audio](#))

We're [C]MARCHING, we're [F]MARCHING

We're [G]on our way to [C]freedom;

We're [C]MARCHING, we're [F]MARCHING

A[G]cross the [C]sea! (repeat)

Jumping...

We're [F]following Moses [C]out of Egypt;


We're [G]following Miriam [C]with our tambourines;

We're [F]JUMP, JUMP, JUMPING [C]on our journey

to the [G]Promised [G7]Land where we

will [G]soon be [G7]free! WHEE!

Skipping, Dancing...



## Preschool Teaching Tips:

- March across the sea while singing the first verse... when you're on the other side, get your tambourines, and jump, skip and dance!
- Follow with Dayeinu!



# Dayeinu

English lyrics by Lisa Baydush, capo 3



**[G-C]** Play your tambourines with me,

**[G-C]** Celebrate that we are free;

**[G-C-G-C]** Play your tambourines, we're free,

**[G-D-G]** Dayeinu!

Dai-dai **[C/G/D]** einu (3x)

Dayeinu, Dayei **[G]** nu... Dayeinu (repeat)

**Clap your hands and jump with me,**

**Celebrate that we are free;**

**Clap your hands and jump, we're free,**

**Dayeinu!**

## Preschool Teaching Tips:

- After we cross the sea, I love to have a Dayeinu dance party with tambourines.
- These English lyrics express our joy as we celebrate our freedom.
- Follow up with Miriam's Freeze Dance!



# Miriam's Freeze Dance

by Eliana Light, capo 2 ([audio](#))



**[C]** Shake, shake, shake your tambourine

**[G]** Shake your tambourine with **[C]** Miriam at the sea

C'mon and shake, shake, **[F]** shake your tambourine

**[G]** Shake your tambourine and **[C]** FREEZE!

**[F]** Dance, dance, **[C]** dance all around,

**[G]** Dance 'cause we are **[C]** free;

**[F]** Dance, dance, **[C]** dance all around,

**[G]** Dance all around and **[C]** FREEZE!

## Preschool Teaching Tips:

- This is a fun freeze dance for Passover.
- Sing with tambourines.



# Mah-Mah-Mah-Mah Nishtana

ttto of Na Na Song, adapted by Lisa Baydush



[C]Mah-mah, mah-mah nishtana!  
 Mah-mah, mah-mah nishta[G]na!  
 Why is this [C]special seder night  
 Different [F]from all other [C]nights?  
 Mah-mah-mah-mah-mah nishta[G]na, mah nishta[C]na!



Tonight, we eat MATZAH!



Tonight, we eat MAROR!



Tonight, we dip dip dip dip dip KAR[G]PAS!



We RE[C]CLINE in our seats,

Seder [F]night is so [C]sweet!

Mah nishtana, mah nishta[G]na, mah nishta[C]na!

## Preschool Teaching Tips:

- My PK students already know the Na Na Song, so this familiar tune was fun for them. The challenging lyrics make this more suitable for K-3<sup>rd</sup> graders.
- Put images on a felt board to reinforce the meaning of the questions and to help with sequencing.



# It's Israel's Birthday

by Lisa Baydush



**[C]**Celebrate with me 'cause it's **[G]**Israel's birthday,

Celebrate with me 'cause it's **[C]**Israel's birthday,

Celebrate with me 'cause it's **[F]**Israel's birthday,

**[G]**Happy, happy birthday, Yisra**[C]**el!

(repeat last line 3x to end)

We sing and **[F]**dance and celebrate **[C]**Yom Ha-atzmaut,

**[G]**Happy, happy birthday, Yisra**[C]**el! (repeat)

Wave your flags with me...

March around and sing...

Play your tambourines...

## Preschool Teaching Tips:

- This is a happy movement song with flags and tambourines.
- Good with 2's and 3's.



# The Colors of Yisrael!

by Lisa Baydush ([audio](#)) ([video](#))

[C]Blue and white are the colors of my flag,

[G]Blue and white are the colors of my flag,

[C]Blue and white are the colors of my flag,

The [G]colors of [G7]Yis[G]ra[C]el!

[F]Kachol is [G]blue,

[C]Lavan is [F]white,

Kachol v'la[G]van l'Yisra[C]el! (repeat) (chorus)



## Preschool Teaching Tips:

- Give blue and white scarves or streamers to your students to wave.
- Good with PK students.



# Zum Gali Gali

adapted by Elana Jagoda ([audio](#)) ([video](#)), capo 2



**[Am]**Zum gali **[E]**gali gali, **[Am]**zum gali **[E]**gali

**[Am]**Zum gali **[E]**gali gali, **[Am]**zum— (repeat)

**[Am]**Yom hule**[G]**det sa**[Am]**meach, woo!

**[Am]**Yom hule**[E7]**det sa**[Am]**meach, woo! (repeat)

**Shabbat Shabbat shalom...**

**Shalom Shalom, aleichem...**

**Boker tov to [child's name or class name]...**

## Preschool Teaching Tips:

- Sing with body percussion... do a zooming clap on 'Zum' and rolling hands for 'gali gali.' Add a rhythmic pat-pat, pat-pat on knees.
- Pat knees on verses with hands up for 'woo.'
- Get progressively quieter, then silent; bring back the words and end with a loud "ZUM!"
- The song can be used for Shabbat, Boker Tov, or birthdays throughout the year.



# Travelin' to Eretz Yisrael

by Ellen Allard, capo 3 ([prop](#))



We're [G]travelin' along, we're [C]travelin' along,  
We're [D7]travelin' along to/in [G]Israel;  
We're [G]travelin' along, we're [C]travelin' along,  
We're [D7]travelin' to/in Eretz Yisra[G]el.

Gonna [G]float in the Dead Sea, ahhh!  
Gonna float in the Dead Sea, [D7]ahhh!  
Gonna [G]float in the Dead Sea, ahhh!  
We're [D7]travelin' in Eretz Yisra[G]el!

Gonna ride a camel, bumpity bump! (3x)... (chorus)  
Gonna climb Masada, oy, it's hot! (3x)...  
Gonna eat falafel, yum yum yum... (chorus)  
Gonna pray at the Wall, Baruch Atah! (3x)...  
Gonna shop at the shuk... how many shekels? (chorus)  
Gonna celebrate Yom Ha-atzmaut...  
Gonna fly back home, l'hitraot (3x)... (chorus)

## Preschool Teaching Tips:

- This song is highly experiential! Set up chairs like airplane rows and pretend to be the flight attendant welcoming them aboard El Al flight 1818 to Tel Aviv.
- When you get to Israel, pretend to be the tour guide and usher them onto the bus. It's a bumpy ride to the Dead Sea!
- Print pictures and hang them around the room (or show them on a large screen)... see prop.
- Act out the song. Have flags at the Tel Aviv picture so they can wave them for celebrating Yom Ha'atzmaut.



# Stop and Take a Breath

by Lisa Baydush ([audio](#))

**We've got to stop!  
And take a breath,  
And let it out  
On Shabbat. (repeat)**



## Preschool Teaching Tips:

- Use this song as a way to segue from ruach to prayer at a Shabbat Sing or Tot Shabbat service.
- Remind students that although it is fun to jump, dance, and play instruments, Shabbat is a quiet day – a time to pause from our busy lives, to take a breath, and rest.
- Encourage children to show their stop sign hands and to shout STOP!
- Reach up high and take a deep breath. Let out the breath while bringing hands down to shoulder height.
- Make the sign for Shabbat – hold up index fingers on both hands like candles, and bring them together.



# Let's Get Ready to Pray

by Lisa Baydush ([audio](#))

**[D]** Shake, shake, shake your yadayim

**[A7]** Shake, shake, shake your yadayim

**[D]** Shake, shake, shake your yadayim

**[A7]** Let's get **[A]** ready to **[D]** pray!

**Stretch to the shamayim...**

**Bend your berkayim...**

**Reach for your raglayim...**

**Shake out your whole guf** (but don't be too goofy!) ...

**NOW we're ready to pray!**



## Preschool Teaching Tips:

- I sing this movement song at Tot Shabbat. I like that it teaches some Hebrew vocabulary while also encouraging the children to get their bodies ready for prayer.
- You can segue right into Bar'chu by saying: 'let's bend our berkayim.'



# Modeh Ani


by Lisa Baydush, capo 2 ([audio](#))



[G]Modeh ani, [C]thank [Am7]you, [D]God;  
[G]Modeh ani, for this [C]brand [Am7]new [D]day;  
[G]Modeh ani, [C]thank [Am7]you, [D]God;  
[C]for [Am7]this [D]brand [Dsus4]new [G]day!



And for my [D]friends, and for my [G]family,  
And for my [D]pets, and for my [G]school,  
And for my [D]comfy bed, and for this [G]sunny day,  
[C]Modeh [D]ani! (chorus)



Zipper song!  
What are YOU thankful for today?



# One Penny in the Tzedekah Box

by Lisa Baydush

**One penny in the tzedakah box,  
Two pennies in the tzedakah box,  
Three pennies in the tzedakah box,  
Giving tzedakah is fun!**

*(continue counting 4-5-6)*

**One penny, two pennies, three pennies, four,  
Five pennies, six and so many more!  
Give tzedakah on Shabbat,  
Giving tzedakah helps a lot!  
Giving tzedakah helps a lot!**



## Preschool Teaching Tips:

- This is a sweet and simple counting song for 2's and 3's. They very much enjoy putting pennies in tzedakah shakers and then shaking them.
- Make tzedakah shakers from small containers (I bought these in the paint section of a craft store and cut slits in the top). Put stickers on the outside, pennies on the inside, and voila!



# The Tzedekah Shake

by Lisa Baydush, capo 3 ([audio](#))



[C]Shake, shake, shake, [F]shake, shake, shake

[G]Let's do the tze[C]dakah shake

[C]Shake, shake, shake, [F]shake, shake, shake

[G]Do the tzedakah [C]shake! (repeat)



[F]Listen to the [C]happy sound of tze[G]dakah clanking [C]round and round

[F]Shake it high and [C]shake it low, and [G]see how much the tzedakah in the box begins to GROW and GROW... (chorus)

[F]Think of how tze[C]dakah helps

[F]Let's all do our [C]part

[F]When we give tze[C]dakah

We [G]give with our hearts... (chorus)


## Preschool Teaching Tips:

- This is fun with tzedakah shakers.
- Great for when the class collects tzedakah on Shabbat.



# Shabbat Sha-a-a-lom

by Lisa Baydush, capo 2



[G]Sha—bbat [C]sha-a-a[D]lom (3x)

[C]Sha—[D]bbat sha[G]lom!

[C]Shabbat shalom, he[G]llo my friends,

So [D]glad you're here to[G]day

to [C]celebrate Sha[G]bbat with me

and [A7]sing and dance and [D]pray and play!

Hinei mah tov u'mah na'im - how good and pleasant it is  
to be together on Shabbat with all of my NewCAJE friends!

Shabbat shalom, goodbye my friends, so glad you were here today  
to celebrate Shabbat with me, and sing and dance and pray and play!



## Preschool Teaching Tips:

- This is a warm way to begin a Tot Shabbat service, and it can also be used at the end as a goodbye song.
- Do sign language for 'Shabbat' and 'shalom.'